

Appendix 1: Methodology and respondent profile

This report details the findings from the 2025/26 ScreenSkills Skills Shortages and Skills Gaps Research. The methodology employed an online survey, achieving 522 completions, and 20 follow-up depth interviews with survey respondents. The fieldwork was carried out during November-December 2025. Details of the response profile can be found below in Appendix 2.

This overview provides a pan-sector view of the current skills shortages and skills gaps experienced by the screen sector, as well as views on the future of skills – including the impact of artificial intelligence (AI) – and suitable training interventions for addressing skills shortages and skills gaps. A geographical summary describes any notable differences or imbalances between different geographical areas in the UK highlighted by respondents.

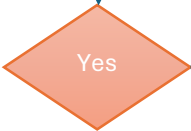
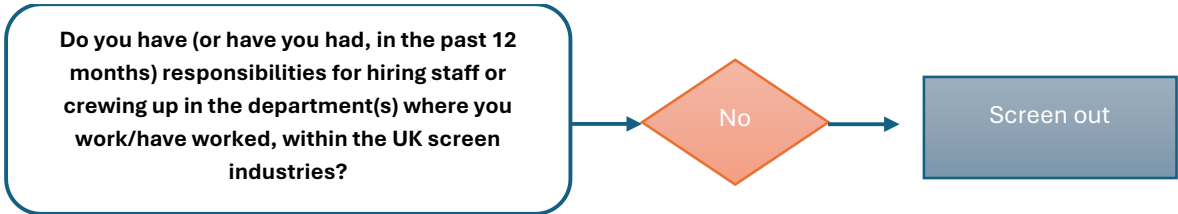
Separate profiles for different departments and sub-sectors within the screen sector are included, where sufficient responses were received to provide robust results. These include:

Sub-sector	Departments
Film High End Television (HETV) Unscripted TV Children’s TV Animation/VFX/Post-production ¹	Craft Editorial Production Management Technical

This report presents survey data in three ways: a summary of findings by geographical area, profiles for the sub-sectors and grouped departments listed above.

The pan-sector findings (i.e. the 522 responses) also include those working in the following sub-sectors and departments: Lower-budget scripted television (e.g. comedy, continuing drama); Development; Music; Stunts and Special Effects; Writing.³ The findings from respondents who hire into these sectors have not been reported on separately due to comparatively low response rates. Whilst survey respondents were directed to questions about the one department in which they primarily work, in open questions they were able to highlight skills shortages and gaps that they perceived in other departments and sub-sectors. Throughout the report, quotes from responses to open survey questions have been included to help exemplify the findings.

The routing through the questionnaire is illustrated in the diagram on the following page.



In which department do you primarily work?

- Animation
 - Craft
 - Development
 - Editorial
 - Music
 - Post-production
 - Production Management
 - Stunts and Special Effects
 - Technical
 - VFX
 - Writing
-

Of the roles you sought to hire in the last 12 months, which, if any, roles were hard to fill (in the one department where you primarily work)?

Which job roles categories were hard to fill?

Of these, which specific job roles were hard to fill?

What caused these shortages?

No recruitment difficulties identified

What percentage of the staff hired over the last 12 months are able to do the job to the required standard?

If less than 100%

Which roles within your department lack skills?

Which skills are lacking?

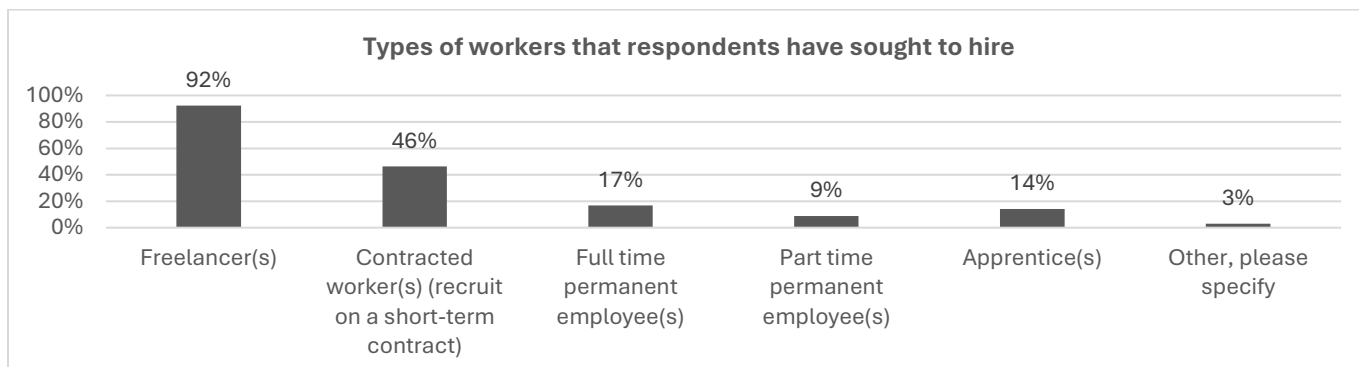
If 100%

Which roles lack skills to use AI in your department?

Which training interventions would be most useful to address skills gaps and shortages?

The survey asked whether they have (or have had, in the past 12 months) responsibilities for hiring staff or crewing up in the department(s) where you work/have worked, within the UK screen industries, to which the survey received 865 responses. The 492 respondents who stated they have not been responsible for hiring within the last 12 months were screened out, leaving 588 respondents who were asked their job role, and the types of workers they sought to hire in the last 12 months.

Respondents gave a wide range of job roles with 224 different job roles in total. Job role data was cleaned and those job roles which were mentioned by 10 respondents or more were Line Producer (31), Head of Production, (26), Producer (25), Production Manager (24), Production Executive (15), Production Sound Mixer (10), Gaffer (10) and Managing Director (10).



Base: 522 respondents


Other types of workers hired are various; however, four respondents mention hiring trainees and three students. Responses from the craft department appear most often in those hiring trainees and students, but it is a small group of responses, so it is difficult to draw conclusions.

Respondents were then asked about the departments and sub-sectors in which they had worked over the last 12 months. Those who selected 'other' at this point were screened out, because of the need for the survey to collect quantitative data related to pre-determined departments and sub-sectors.

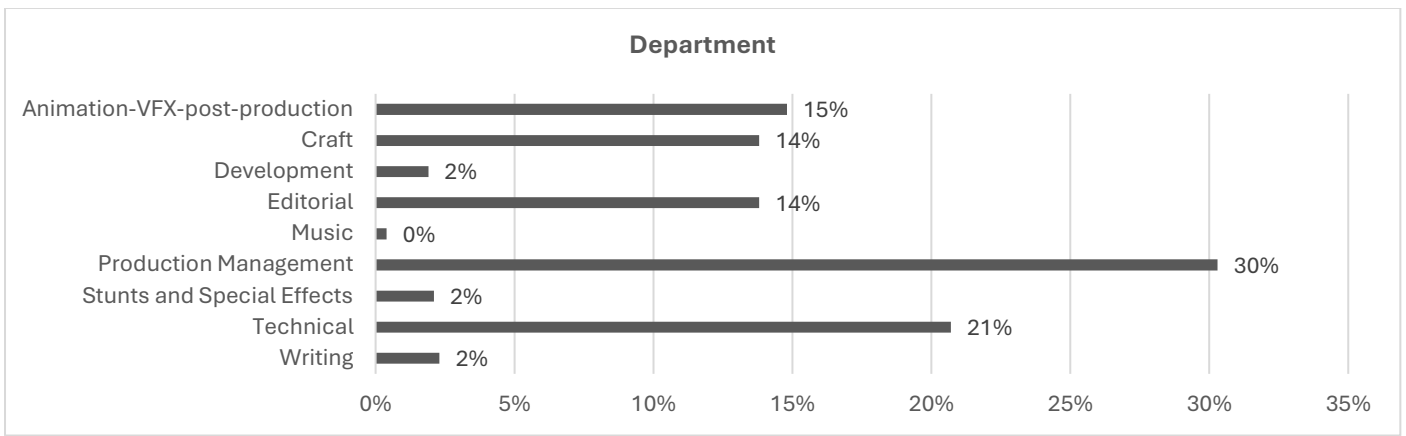
After screening, the survey achieved 522 responses.

The numbers of respondents from some geographical areas, departments and sub-sectors are too low to allow for robust analysis therefore, where possible, some have been grouped together to increase the reporting base. Where the reporting base is sufficient to allow robust inferences to be made from the data, these have been reported in separate sections.

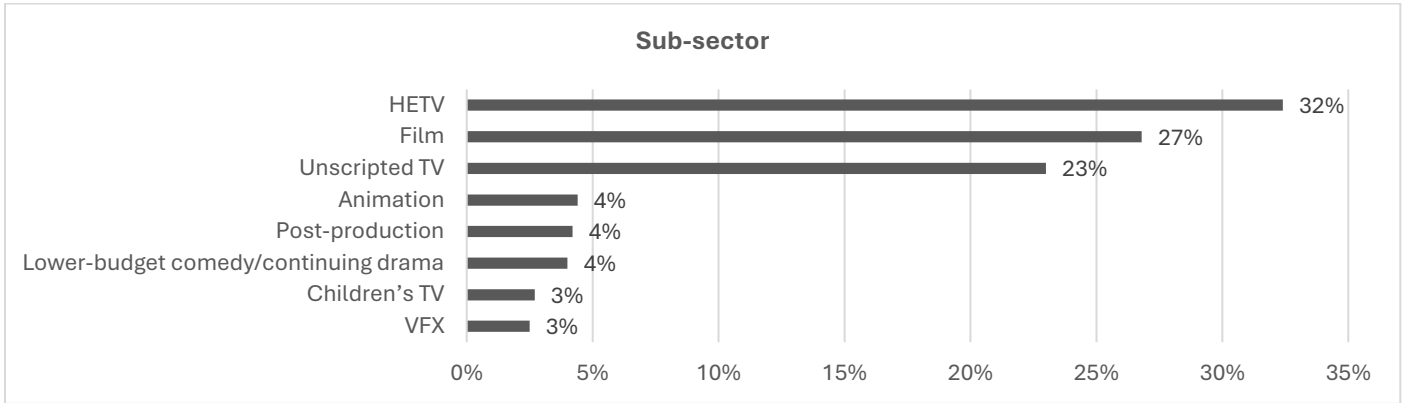
This report presents survey data in three ways: a summary by geographical area, by grouped departments and by subsectors.



Base: 522 respondents



Base: 522 respondents



Base: 522 respondents

Appendix 2: Specific job roles experiencing skills shortages

Film

Job role category (number of respondents)	Specific job role	%
Accountant = 14	Accountant	57%
	Financial Controller	57%
	Production Accountant	50%
	Assistant Accountant	29%
	Payroll Accountant	29%
	Cashier	14%
Animation Artist = 1	Animator	100%
	Key Animator	100%
Art Department Assistant / Coordinator = 3	Art Department Assistant	67%
	Art Department Coordinator	33%
	Art Department Trainee	33%
Art Director = 3	Art Director	100%
	Supervising Art Director	33%
Artist / Sculptor / Carpenter = 1	Scenic Artist	100%
	Scenic Painter	100%
	Standby Carpenter	100%
	Art Assistant	100%
Assistant Director = 6	First Assistant Director	83%
	Second Assistant Director	50%
	Third Assistant Director	33%
	Unit Director	17%
Boom Operator = 5	Boom Operator	40%
	Sound Recordist	40%
Buyer = 5	Production Buyer	60%
	Petty Cash Buyer	60%
	Assistant Buyer	40%
	Buyer	40%
	Set Decoration Buyer	40%
	Props Buyer	20%
Camera Assistant = 7	Camera Assistant	71%
	First Assistant Camera	57%
	Focus Puller	43%
	Second Assistant Camera	43%
	Clapper Loader	14%
Camera Operator = 5	Camera Operator	80%
	Steadicam Operator	60%
	Jib Operator	40%
	Technocrane Operator	40%
	Drone Pilot	40%
	Additional Camera	20%
	Drone Camera Operator	20%
Cinematographer = 3	Cinematographer	67%
Colourist = 1	Colourist	100%
Construction = 1	Painter	100%
	Plasterer	100%
	Carpenter	100%
	Rigger	100%
	Sculptor	100%

Costume Department = 5	Crowd Costume Supervisor	60%
	Costume Trainee	40%
	Principal Standby	40%
	Costume Maker	20%
	Costume Stand-by	20%
	Costume Supervisor	20%
	Wardrobe Supervisor	20%
Creator = 2	Creator	50%
	Showrunner	50%
Data Wrangler = 1	Data Wrangler	100%
Data Wrangler / Digital Imaging = 4	Digital Imaging Technician	75%
Development Producer = 3	Development Producer	100%
	Development Script Editor	33%
Dialect Coach = 1	Dialect Coach	100%
Draughtsperson = 1	Draughtsperson	100%
	Junior Draughtsperson	100%
Driver = 2	Driver	50%
	Production Driver	50%
	Facility Driver	25%
	Tech Driver	25%
Editor = 1	Editor	100%
Electrician = 8	Electrician	63%
	Spark	63%
	Best Boy	13%
Executive Producer = 1	Executive Producer	100%
Graphic Designer = 2	Graphic Designer	100%
	Assistant Graphic Designer	50%
Grip = 9	Grip	67%
	Crane Remote Head Technician	33%
	Key Grip	22%
	Grip Assistant	11%
	Grip Trainee	11%
	Crane Grip	11%
	Dolly Grip/Camera Grip	11%
	Best Boy Grip	11%
Hair and Makeup Artist = 1	Hair and Make-Up Junior	100%
Lighting = 10	Gaffer	60%
	Lighting Technician	20%
	Desk Operator	10%
	Electricians	10%
	Lighting Console Programmer	10%
Location Manager / Coordinator = 12	Assistant Location Manager	50%
	Location Manager	50%
	Supervising Location Manager	42%
	Location Coordinator	33%
	Unit Manager	25%
	Location Assistant	17%
	Location Scout	17%
Other Coordinator (excl. location coordinators/production... = 1	Access Coordinator	100%
	Sustainability Coordinator	100%
PD (Producer Director) = 1	PD	100%
Photographer = 2	Photographer	50%
	Stills Photographer	50%

Post-Production Producer = 2	Post-Producer	50%
	Post-Production Supervisor	50%
Producer = 7	Line Producer	100%
Producer (Editorial) = 3	Producer	100%
	Assistant Producer	33%
	Co-Producer	33%
Production Assistant = 7	Production Assistant	100%
	Assistant	29%
	Set Production Assistant	14%
Production Coordinator / Manager / Executive = 9	Production Coordinator	67%
	Production Manager	56%
	Production Executive	33%
	Head of Production	33%
	Production Supervisor	33%
	Production Secretary	33%
	Assistant Production Manager	11%
Production/Set Designer = 1	Production Designer	100%
Props = 3	Assistant Prop Master	33%
	Prop Master	33%
	Props	33%
	Storeman	33%
	Standby Props	33%
	Dressing Props	33%
	Propmaker	33%
Rigger = 3	Rigger	100%
Runner (Art and Craft) = 1	Runner	100%
Runner (Editorial) = 1	Runner	100%
Runner (Production Management) = 7	Runner	86%
	Production Runner	71%
	Set Production Assistant	29%
	Floor Runner	14%
Runner (Stunts & Special Effects) = 1	Runner	100%
Runner (Technical) = 5	Runner	80%
Runner (Writing)	Runner	100%
Script Editor = 1	Script Editor	100%
Script Supervisor = 7	Script Supervisor	100%
Set Decorator = 2	Set Decorator	100%
	Assistant Set Decorator	50%
Sound Editor = 1	Dubbing Mixer	100%
Sound Producer / Coordinator / Assistant = 5	Sound Assistant	80%
	Sound Trainee	80%
	Second Assistant Sound	20%
Sound Utility = 4	Sound Utility	75%
Special Effects = 3	SFX Hydraulic Fitters	100%
	SFX Motion Control Specialist	100%
	Metal Fabricator	100%
	Special Effects	67%
	Special Effects Assistant	67%
	Special Effects Technician	67%
	Special Effects Foreman	67%
	SFX Designer	67%
	CNC Operator	67%
	SFX Pyrotechnician	33%

	SFX Wire Man	33%
	SFX Rigger	33%
	Advanced Scaffolder	33%
	Rope Access Technician	33%
	Mechanical Engineer	33%
	Software Engineer	33%
	Electrician	33%
	Electrical Engineer	33%
	Electronics Engineer	33%
	Mould Maker	33%
	Sculptor	33%
Stand-in = 1	Stand-in	100%
Stunt Performer = 2	Stunt Driver	50%
	Stunt Double	50%
Transportation Captain = 1	Transportation Captain	100%
	Transportation Coordinator	100%
VFX Supervisor = 1	VFX Supervisor	100%
Video = 1	Video Operator	100%
	Video Trainee	100%
	Video Assistant	100%
	Caption Generator	100%
Writer = 1	Writer	100%
	Story	100%
	Story Writer	100%
	Dialogue Writer	100%
	Screenwriter	100%

HETV

Job role category (number of respondents)	Specific job role	%
Accountant = 23	Production Accountant	52%
	Accountant	48%
	Assistant Accountant	48%
	Financial Controller	35%
	Payroll Accountant	30%
	Cashier	30%
	Clerk	4%
Animation Artist (VFX) = 1	Animator	100%
Archive = 1	Archive Producer	100%
	Archive Researcher	100%
Art Department Assistant / Coordinator = 3	Art Department Coordinator	100%
	Art Department Assistant	33%
	Art Department Trainee	33%
Art Director = 3	Art Director	67%
	Supervising Art Director	67%
	Senior Art Director	67%
	Standby Art Director	33%
Artist / Sculptor / Carpenter = 2	Painter	50%
	Scenic Artist	50%
Assistant Director = 5	First Assistant Director	60%
	Second Assistant Director	40%
	Third Assistant Director	40%
	Trainee Assistant Director	20%
	Crowd PA	10%
	Floor PA	10%
Boom Operator = 3	Boom Operator	67%
	First Assistant Sound	67%
	Sound Recordist	33%
Buyer = 3	Assistant Buyer	67%
	Production Buyer	67%
	Buyer	33%
	Costume Buyer	33%
	Set Decoration Buyer	33%
	Props Buyer	33%
Camera Assistant = 1	Camera Assistant	100%
Camera Operator = 4	Camera Operator	75%
	Camera Trainee	25%
	Drone Camera Operator	25%
	Steadicam Operator	25%
	Technocrane Operator	25%
	Drone Pilot	25%
Compositor = 1	Compositing Supervisor	100%
	Compositor	100%
	Compositing Artist	100%
Construction = 2	Construction Manager	50%
	Greensman	50%
	Construction Coordinator	50%
	Painter	50%
	Plasterer	50%
	Carpenter	50%

	Rigger	50%
	Sculptor	50%
Costume Department = 4	Costume Trainee	50%
	Costume Assistant	25%
	Costume Maker	25%
	Senior Costume Maker	25%
	Costume Supervisor	25%
	Principal Standby	25%
	Costume Coordinator	25%
Data Wrangler = 1	Data Wrangler	100%
Data Wrangler / Digital Imaging = 2	Digital Imaging Technician	50%
	Data Manager	50%
Development Producer = 2	Development Producer	100%
	Development Script Editor	100%
Director = 2	Director	100%
Draughtsperson = 1	Draughtsperson	100%
	Junior Draughtsperson	100%
Electrician = 12	Electrician	83%
	Spark	67%
	Best Boy	17%
	Desk Op	17%
	Trainee	17%
	Generator Driver	17%
Engineer = 2	Engineer	100%
	Technical Manager	100%
	Studio Manager	100%
	Assistant Technical Manager	100%
	Assistant Engineer	50%
Executive Producer = 1	Executive Producer	100%
Graphic Designer = 3	Assistant Graphic Designer	67%
	Graphic Designer	67%
	Lead Graphic Designer	67%
	Graphic Artist	33%
Grip = 4	Grip Trainee	50%
	Grip Assistant	25%
	Key Grip	25%
	Crane Grip	25%
	Crane Remote Head Technician	25%
Hair and Makeup Artist = 1	Hair and Makeup Trainee	100%
	Hair Stylist	100%
	Hair and Makeup Supervisor	100%
Lighting = 8	Gaffer	50%
	Lighting Technician	50%
	Desk Operator	25%
	Electricians	25%
	Lighting Console Programmer	25%
Location Manager / Coordinator = 12	Location Manager	58%
	Unit Manager	33%
	Supervising Location Manager	25%
	Assistant Location Manager	17%
	Location Assistant	8%
	Location Coordinator	8%
	Location Scout	8%

	Location Marshall	8%
Other Coordinator (excl. location coordinators/production... = 4	Caterer	50%
	Access Coordinator	50%
	Sustainability Coordinator	50%
	Intimacy Coordinator	25%
	Medic	25%
PD (Producer Director) = 2	PD	50%
	Self-shooting PD	50%
Pipeline Technical Director = 1	Pipeline Technical Director	100%
Producer = 7	Line Producer	86%
Producer (Editorial) = 4	Self-shooting AP	50%
	Producer	25%
	Senior Producer	25%
	Co-Producer	25%
	Series Editor	25%
Production Assistant = 7	Production Assistant	86%
	Access PA	14%
	Production Secretary	14%
	Assistant	14%
Production Coordinator / Manager / Executive = 8	Production Coordinator	88%
	Production Secretary	38%
	Production Manager	25%
	Assistant Production Manager	13%
	Assistant Coordinator	13%
	Travel Coordinator	13%
	Travel Secretary	13%
Props = 3	Dressing Props	100%
	Standby Props	67%
	Prop Master	33%
	Propmaker	33%
Rigger = 3	Rigger	100%
Runner (Art and Craft) = 2	Runner	100%
Runner (Post-Production) = 2	Runner	100%
Runner (Production Management) = 4	Production Runner	75%
	Runner	25%
	Floor Runner	25%
Runner (VFX) = 1	Runner	100%
Script Editor = 1	Script Editor	100%
Script Supervisor = 4	Script Supervisor	100%
Set Decorator = 2	Assistant Set Decorator	100%
	Set Decorator	100%
Sound Editor = 2	Assistant Sound Editor	100%
	Dubbing Mixer	50%
Sound Producer / Coordinator / Assistant = 3	Second Assistant Sound	67%
	Sound Trainee	33%
	Sound Playback Operator	33%
Sound Utility = 2	Sound Utility	100%
Special Effects = 1	Special Effects	100%
	Special Effects Assistant	100%
	Special Effects Technician	100%
	Special Effects Coordinator	100%
	Special Effects Foreman	100%
Stand-in = 2	Stand-in	100%

Transportation Captain = 1	Transportation Captain	100%
VFX Artist = 1	VFX Artist	100%
	VFX Lead Artist	100%
	VFX Artist (generalist)	100%
VFX Coordinator = 2	VFX Coordinator	100%
VFX Producer = 1	VFX Executive Producer	100%
	VFX Producer	100%
	VFX Production Assistant	100%
	VFX Production Coordinator	100%
	VFX Production Manager	100%
VFX Supervisor = 3	VFX Supervisor	100%
Video = 3	Video Operator	67%
	Video Playback Operator	67%
	Video Assistant	67%
	Video Trainee	33%
	EVS Operator	33%
Writer = 2	Writer	100%

Unscripted TV

Job role category (number of respondents)	Specific job role	%
Accountant = 9	Accountant	78%
	Production Accountant	44%
	Assistant Accountant	22%
	Payroll Accountant	22%
	Financial Controller	11%
Archive = 6	Archive Producer	67%
	Archive Researcher	33%
Art Director = 1	Art Director	100%
Assistant Director = 2	First Assistant Director	50%
	Trainee Assistant Director	50%
Camera Assistant = 4	Camera Assistant	75%
	Second Assistant Camera	25%
	Clapper Loader	25%
Camera Operator = 3	Camera Operator	67%
	Camera Trainee	33%
	Additional Camera	33%
	Drone Camera Operator	33%
Casting = 1	Casting	100%
Colourist = 1	Assistant Colourist	100%
	Colourist	100%
Creator = 1	Development Producer	100%
Data Wrangler / Digital Imaging = 1	Data Wrangler	100%
	Data Manager	100%
Development Producer = 4	Development Producer	100%
Director = 12	Director	92%
	Series Director	8%
Driver = 1	Driver	100%
Editor = 3	Editor	100%
	Online Editor	33%
	Script Editor	33%
Electrician = 2	Best Boy	50%
	Electrician	50%
Engineer = 2	Engineer	50%
	Assistant Engineer	50%
	Technical Manager	50%
	Studio Manager	50%
	Assistant Technical Manager	50%
Executive Producer = 4	Executive Producer	75%
	Co-Executive Producer	25%
Grip = 2	Grip	50%
	Grip Trainee	50%
	Key Grip	50%
	Dolly Grip/Camera Grip	50%
Lighting = 3	Lighting Director	67%
	Gaffer	33%
Location Manager / Coordinator = 3	Location Coordinator	33%
	Location Manager	33%
	Supervising Location Manager	33%
Other Coordinator (excl. location coordinators/production... = 2	Intimacy Coordinator	50%

PD (Producer Director) = 12	Self-shooting PD	75%
	PD	58%
Producer = 5	Line Producer	40%
Producer (Editorial) = 21	Producer	48%
	Assistant Producer	43%
	Self-shooting AP	24%
	Story Producer	19%
	Series Producer	19%
	Senior Producer	14%
	Story Producer	14%
	Archive Producer	14%
	Associate Producer	10%
	Series Editor	10%
Production Assistant = 5	Production Assistant	80%
	Other (please specify)	20%
Production Coordinator / Manager / Executive = 20	Production Coordinator	90%
	Production Manager	40%
	Production Secretary	40%
	Production Executive	15%
	Head of Production	15%
	PMA	15%
	Assistant Production Manager	10%
	Production Supervisor	10%
Researcher = 2	Researcher	100%
Rigger = 2	Rigger	100%
Runner (Development) = 1	Runner	100%
Runner (Editorial) = 3	Runner	67%
Runner (Production Management) = 7	Production Runner	100%
	Runner	57%
	Floor Runner	29%
	Set Production Assistant	14%
Runner (Technical) = 3	Runner	100%
Sound Editor = 1	Assistant Sound Editor	100%
	Sound Editor	100%
Sound Producer / Coordinator / Assistant = 2	Sound Supervisor	100%
	Sound Assistant	50%
	Sound Recordist (on location)	50%
Stand-in = 1	Stand-in	100%
Transportation Captain = 1	Transportation Captain	100%
Video = 2	Video Assistant	100%
	Video Playback Operator	50%
	Video Trainee	50%
	EVS Operator	50%
Writer = 1	Screenwriter	100%

Animation

Job role	Specific job role	# of respondents
Animation Artist = 9	Animator	44%
	Character Designer	33%
	Layout Artist	33%
	Modeler	11%
	Senior Animator	11%
	Lead Animator	11%
	Key Animator	11%
	Clean Up Artist	11%
	Rigger	11%
	Production	11%
	Scene Prep	11%
	Editor	11%
Animation Supervisor = 1	Animation Supervisor	100%

Post-production

Job role	Specific job role	# of respondents
Colourist = 4	Colourist	50%
	Assistant Colourist	100%
Editor = 7	Editor	57%
	Online Editor	29%
	Senior Editor	14%
	VFX Editor	14%
	Social Media Creator and Manager	14%
Post-Production Producer = 6	Post-Producer	50%
	Post-Production Supervisor	33%
	Post-Production Manager	33%
	Post-Production Coordinator	33%
	Digital Intermediate Producer	17%
Runner (Post-Production) = 2	Runner	100%
Sound Artist = 3	Foley Artist	33%
Sound Designer = 2	Sound Designer	100%
Sound Editor = 7	Dubbing Mixer	71%
	Assistant Sound Editor	43%
	Sound Mixer	29%
	Sound Editor	14%
	Dialogue Editor	14%
	Foley Mixer	14%

VFX

Job role	Specific job role	# of respondents
Animation Artist (VFX) = 1	Animator	100%
Compositor = 2	Compositor	100%
	Compositing Supervisor	50%
	Composting Artist	50%
Data Wrangler = 2	Data Wrangler	100%
Lighting Technical Director = 2	Lighting Technical Director	100%
Pipeline Technical Director = 3	Pipeline Technical Director	100%
Runner (VFX) = 1	Runner	100%
VFX Artist = 4	Rotoscope Artist	50%
	Prep Artist	50%
	VFX Artist	25%
	VFX Lead Artist	25%
	CG Artist	25%
	Digital Matte Painter	25%
	VFX Artist (generalist)	25%
VFX Coordinator = 4	VFX Coordinator	100%
VFX Editor = 3	VFX Editor	100%
VFX Producer = 2	VFX Production Assistant	100%
	VFX Production Coordinator	100%
	VFX Production Manager	50%
	VFX Executive Producer	50%
	VFX Producer	100%
VFX Supervisor = 4	VFX Supervisor	100%
VFX Technical Director = 2	VFX Technical Director	100%

Craft

Job role	Specific job role	% of respondents
Art Department Assistant / Coordinator = 6	Art Department Coordinator	67%
	Art Department Assistant	50%
	Art Department Trainee	33%
Art Director = 7	Art Director	86%
	Supervising Art Director	43%
	Senior Art Director	29%
	Standby Art Director	14%
Artist / Sculptor / Carpenter = 4	Scenic Artist	50%
	Sculptor	25%
	Painter	25%
	Scenic Painter	25%
	Standby Carpenter	25%
	Art Assistant	25%
Buyer = 8	Production Buyer	63%
	Assistant Buyer	50%
	Buyer	38%
	Petty Cash Buyer	38%
	Set Decoration Buyer	38%
	Props Buyer	25%
	Costume Buyer	13%
Construction = 3	Construction Manager	33%
	Greensman	33%
	Construction Coordinator	33%
	Carpenter	67%
	Plasterer	67%
	Painter	67%
	Rigger	67%
	Stagehand	33%
	Sculptor	33%
Costume Department = 9	Costume Trainee	44%
	Principal Standby	33%
	Crowd Costume Supervisor	33%
	Costume Maker	22%
	Costume Supervisor	22%
	Costume Assistant	11%
	Senior Costume Maker	11%
	Costume Stand-by	11%
	Costume Coordinator	11%
	Wardrobe Supervisor	11%
Draughtsperson = 2	Draughtsperson	100%
	Junior Draughtsperson	100%
Graphic Designer = 6	Graphic Designer	83%
	Assistant Graphic Designer	50%
	Lead Graphic Designer	33%
	Graphic Artist	17%
Hair and Makeup Artist = 2	Hair and Makeup Trainee	50%
	Hair Stylist	50%
	Hair and Makeup Supervisor	50%
	Hair and Make Up Junior	50%

Production/Set Designer = 1	Production Designer	100%
Props = 6	Dressing Props	67%
	Standby Props	50%
	Prop Master	33%
	Propmaker	33%
	Assistant Prop Master	17%
	Props	17%
	Storeman	17%
Runner (Art and Craft) = 3	Runner	100%
Set Decorator = 4	Set Decorator	100%
	Assistant Set Decorator	75%

Editorial

Job role	Specific job role	% of respondents
Director = 14	Director	93%
	Series Director	7%
Executive Producer = 6	Executive Producer	83%
	Co-Executive Producer	17%
Producer (Editorial) = 29	Producer	48%
	Assistant Producer	35%
	Self-shooting AP	24%
	Series Producer	17%
	Senior Producer	14%
	Story Producer	14%
	Story Producer	10%
	Series Editor	10%
	Archive Producer	7%
	Associate Producer	7%
	Co-Producer	7%
	Archive AP	3%
	Question Producer	3%
	Question AP	3%
	Edit Producer	3%
PD (Producer Director) = 15	Self-shooting PD	67%
	PD	60%
Runner (Editorial) = 4	Runner	75%

Production Management

Job role	Specific job role	% of respondents
Accountant = 47	Accountant	55%
	Production Accountant	51%
	Assistant Accountant	36%
	Financial Controller	36%
	Payroll Accountant	28%
	Cashier	19%
	Clerk	2%
Archive = 8	Archive Producer	63%
	Archive Researcher	38%
	DIT	13%
Assistant Director = 16	First Assistant Director	63%
	Second Assistant Director	44%
	Third Assistant Director	38%
	Trainee Assistant Director	19%
	Crowd Assistant Director	6%
	Unit Director	6%
	Other (please specify)	6%
Development Producer = 9	Development Producer	100%
	Development Script Editor	33%
Dialect Coach = 1	Dialect Coach	100%
Driver = 4	Driver	75%
	Production Driver	25%
	Swing and Ferry Driver	25%
	Facility Driver	25%
	Tech Driver	25%
Location Manager / Coordinator = 32	Location Manager	53%
	Supervising Location Manager	31%
	Unit Manager	31%
	Assistant Location Manager	25%
	Location Coordinator	22%
	Location Assistant	13%
	Location Scout	9%
	Location Marshall	3%
Other Coordinator (excl. location coordinators/production... = 8	Access Coordinator	50%
	Intimacy Coordinator	38%
	Sustainability Coordinator	38%
	Caterer	25%
	Medic	13%
Producer = 22	Line Producer	77%
	Producer	14%
	DV Director	5%
	Series Producer	5%
	Executive Producer	5%
Production Assistant = 22	Production Assistant	86%
	Assistant	23%
	Set Production Assistant	9%
	Production Management Assistant	5%
	Production Secretary	5%
	Access PA	5%

Production Coordinator / Manager / Executive = 39	Production Coordinator	85%
	Production Manager	41%
	Production Secretary	41%
	Head of Production	21%
	Production Executive	18%
	Production Supervisor	15%
	Assistant Production Manager	13%
	PMA	8%
	Director of Production	3%
	Assistant Coordinator	3%
	Editor	3%
	Junior PM	3%
	Travel Coordinator	3%
	Travel Secretary	3%
Runner (Production Management) = 20	Production Runner	80%
	Runner	65%
	Floor Runner	25%
	Set Production Assistant	15%
Script Supervisor = 15	Script Supervisor	93%
Stand-in = 4	Stand-in	100%
Transportation Captain = 3	Transportation Captain	100%
	Transportation Coordinator	33%

Technical

Job role	Specific job role	% of respondents
Boom Operator = 10	Boom Operator	60%
	Sound Recordist	30%
	First Assistant Sound	20%
	Sound Assistant	20%
Camera Assistant = 12	Camera Assistant	75%
	First Assistant Camera	33%
	Second Assistant Camera	33%
	Focus Puller	25%
	Clapper Loader	17%
Camera Operator = 12	Camera Operator	75%
	Steadicam Operator	33%
	Drone Camera Operator	25%
	Technocrane Operator	25%
	Drone Pilot	25%
	Camera Trainee	17%
	Additional Camera	17%
	Jib Operator	17%
Cinematographer = 4	Cinematographer	75%
	Director of Photography	25%
Data Wrangler / Digital Imaging = 7	Digital Imaging Technician	57%
	Data Manager	29%
	Data Wrangler	14%
Electrician = 26	Electrician	69%
	Spark	62%
	Best Boy	19%
	Desk Op	4%
	Trainee	4%
	Generator Driver	4%
Engineer = 5	Engineer	80%
	Technical Manager	80%
	Studio Manager	80%
	Assistant Technical Manager	80%
	Assistant Engineer	60%
Grip = 17	Grip	47%
	Key Grip	29%
	Grip Trainee	24%
	Crane Remote Head Technician	24%
	Grip Assistant	12%
	Crane Grip	12%
	Dolly Grip/Camera Grip	12%
	Best Boy Grip	6%
Lighting = 23	Gaffer	52%
	Lighting Technician	35%
	Lighting Director	9%
	Desk Operator	9%
	Electrician	4%
	Lighting Console Programmer	9%
Photographer = 2	Photographer	50%
	Stills Photographer	50%

Rigger = 8	Rigger	100%
Runner (Technical) = 8	Runner	88%
Sound Producer / Coordinator / Assistant = 10	Sound Assistant	50%
	Sound Trainee	50%
	Second Assistant Sound	30%
	Sound Supervisor	20%
	Sound Recordist (on location)	10%
	Sound Playback Operator	10%
Sound Utility = 7	Sound Utility	86%
	Other (please specify)	14%
Video = 6	Video Assistant	83%
	Video Operator	50%
	Video Playback Operator	50%
	Video Trainee	50%
	EVS Operator	33%
	Caption Generator	17%