
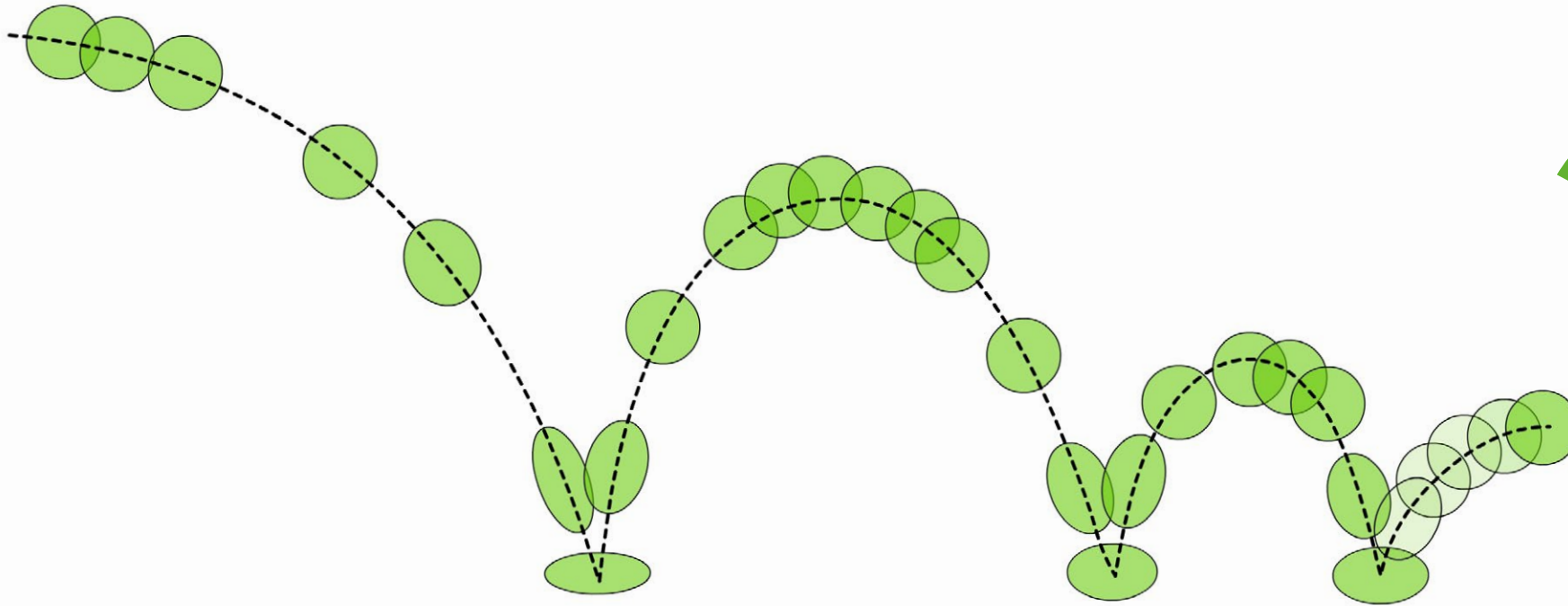




# The learning objective

To understand the wide variety of roles and jobs available in animation





# Understanding animation

- **What do you think 'animation' means?**
- **What films or TV programmes involving animation can you think of?**

# Definition of animation

---

**Animation is the art of playing still images in a rapid sequence to create the illusion of movement.**

**To be a good animator you need to understand how things move and be able to draw.**

**You also need to know how characters show emotion, just like an actor.**

**There are lots of other jobs which we are going to find out about.**



# The first appearance of Mickey Mouse

---



Plane Crazy 1928



Click the play button to open a browser window

# Different types of animation

---

There are different kinds of animation. Here are three:



**Hand-drawn (2D)**




**Computer-generated (3D)**



**Stop-motion**



# Hand-drawn animation




- Drawn mainly by hand
- Computer used to help with drawing
- In 2D, which means it looks flat

## Examples:

- *The Tiger Who Came to Tea*
- *Horrid Henry*
- *Mr Bean: The Animated Series*

# Computer-generated



- **Has three dimensions – depth as well as height and width**
- **Created on a computer**


## **Examples:**

- *Toy Story*
- *Digby Dragon*
- *The Hive*





# Stop-motion



- Uses models made from materials like clay and Plasticine
- Models are moved
- Each tiny movement is photographed

## Examples:

- *Early Man*
- *Isle of Dogs*
- *Shaun the Sheep*

# The Tiger Who Came to Tea

based on the book by Judith Kerr



HarperCollinsChildrensBooks



# Clip one: the tiger comes in for tea

---



Click the play button to  
open a browser window  
and watch the clip


# A professional animation has many stages of production.



Storyboard



Layout



Background



Animation



Artwork




Final composition

Click the play button to open a browser window and watch the clip

# Job roles in animation

---



Storyboard  
artist



Layout  
artist




Background  
designer



Animator





Art director



Compositor

# Here are some more animation jobs:

---



# Clip two: the tiger leaves

---




Click the play button to  
open a browser window  
and watch the clip

# What story do you want to tell?

---

- The ??? who came to tea?
- Did the tiger ever return?
- Why did the tiger come to tea?





# How are you going to make your animation?

---



**Flip Book**




**Computer**






**Models/Lego**

# Who will be in your team?



Look at the careers map with your teacher and decide which roles you need.

Here is an example of a team:




- Who will be in your team?
- Which role are you going to do?


# Make a storyboard




Doggo chases his ball.



Doggo is about to get the ball when...



...he notices something.



Doggo investigates. He sniffs around.




He begins to dig.



He digs deeper...



...and deeper...



...until he finds a big bone!

**Draw the key moments in your story in detail.**

**Make your  
animation**

---



# Evaluation

---



- **How do you feel about your animation?**
- **Do you understand more about the variety of job roles in animation?**
- **Did anything unexpected happen?**
- **Are there any improvements you could make?**




# Plenary

---

**Learning objective:** *To understand the wide variety of roles and jobs available in animation*

- **How important was your role to the final project ?**
- **Did you enjoy your role?**
- **Was there a role you would rather have been doing and why?**
- **Were there any roles missing?  
(refer back to sticky notes)**
- **How effective was your team?**





Supported using public funding by

**ARTS COUNCIL  
ENGLAND**

Produced by ScreenSkills with support from the Animation Skills Council and supported using public funding by Arts Council England

With special thanks to Lupus Films, HarperCollins Children's Books, Universal Pictures, Channel 4 Television and Jane Hutchison

Thanks also to Into Film, Chocolate Films

All media from *The Tiger Who Came to Tea* is used with kind permission of Tiger Tea Productions

Design by Dave Gray ([iamdavegray.com](http://iamdavegray.com))

Icons based on an original concept by Ian Murphy and Allan Burrell ([compositingcoach.com](http://compositingcoach.com))

